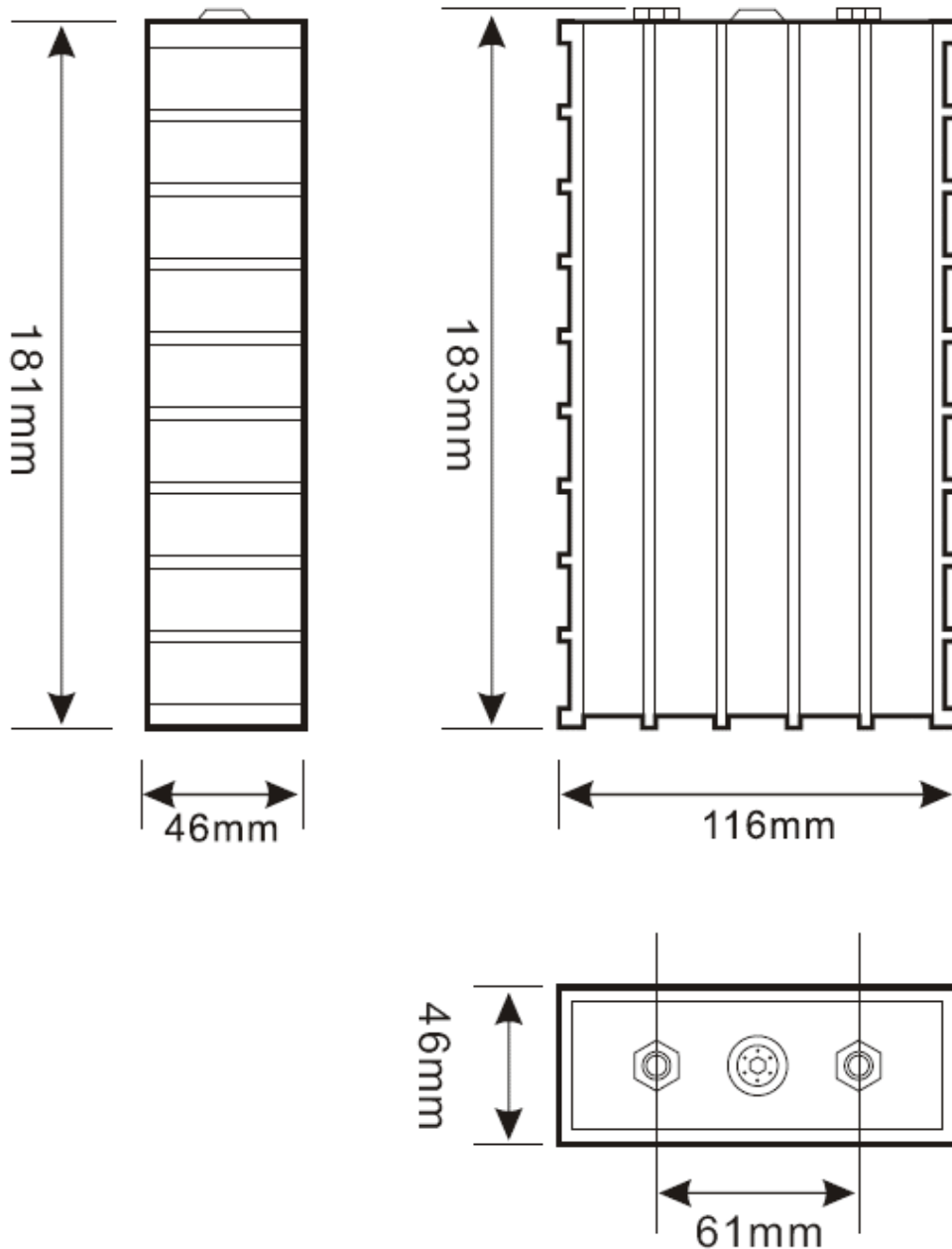




LFP040AH – WB-LYP40AHA

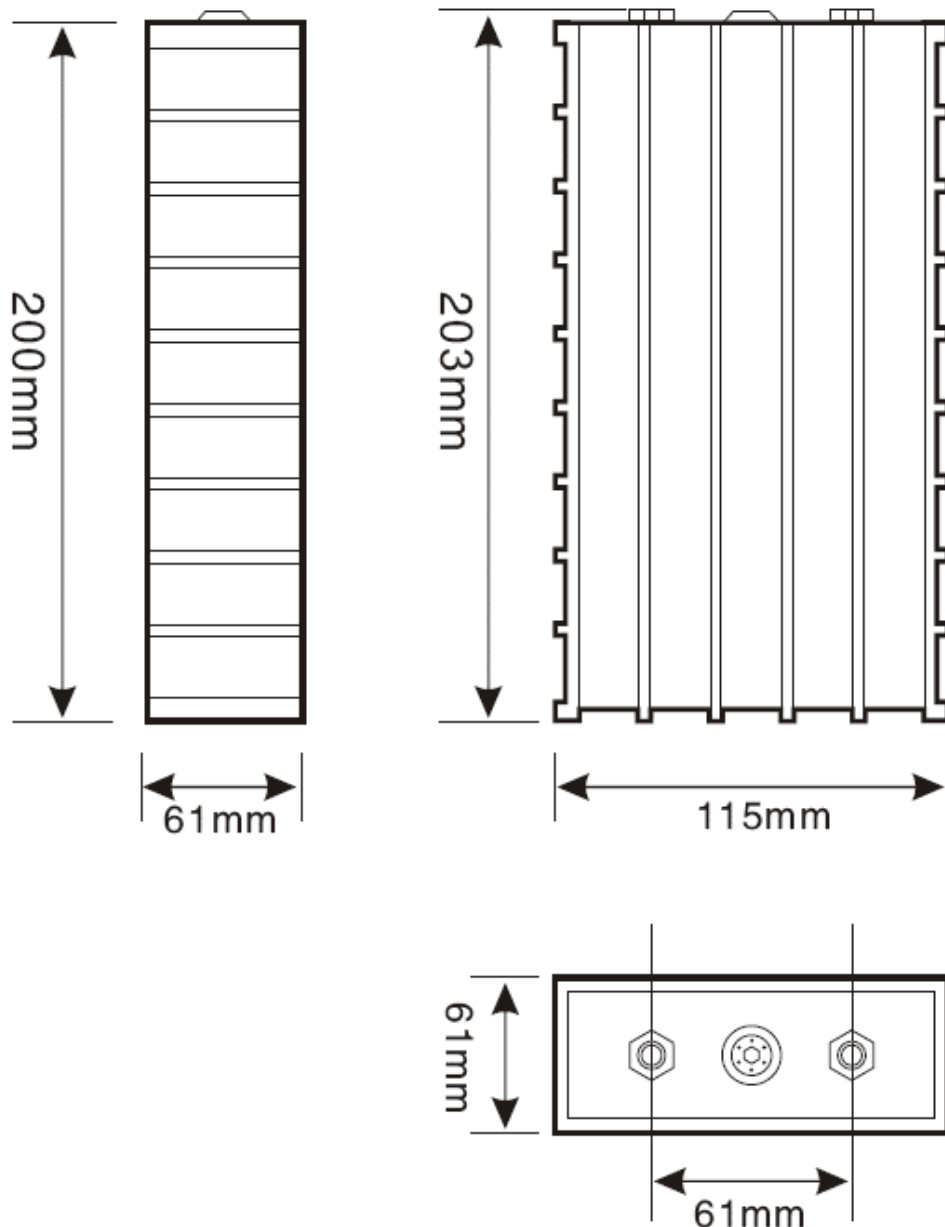
Model name	LFP040AHA	Older product marking TS-LFP40AHA, TS-LYP40AHA
Nominal voltage	3.2 V	Operating voltage under load is 3.0 V
Capacity	40 AH	+/- 5%
Operating voltage	max 4.0V - min 2.8V	At 80% DOD
Deep discharge voltage	2.5 V	The cells is damaged if voltage drops bellow this level
Maximal charge voltage	4.0 V	The cells is damaged if voltage exceeds this level
Optimal discharge current	< 20 A	0.5 C
Maximal discharge current	< 120 A	3 C, continuous for max 15 minutes from full charge
Max peak discharge current	< 800 A	20 C, maximal 5 seconds in 1 minute
Optimal charge current	< 20 A	0.5 C
Maximal charge current	< 120 A	< 3 C with battery temperature monitoring
Maximal continuous operating temperature	80 °C	The battery temperature should not increase this level during charge and discharge
Dimensions	116x46x183 mm	Millimeters (tolerance +/- 2 mm)
Weight	1.6 kg	Kilograms (tolerance +/- 150g)





LFP060AH – WB-LYP60AHA

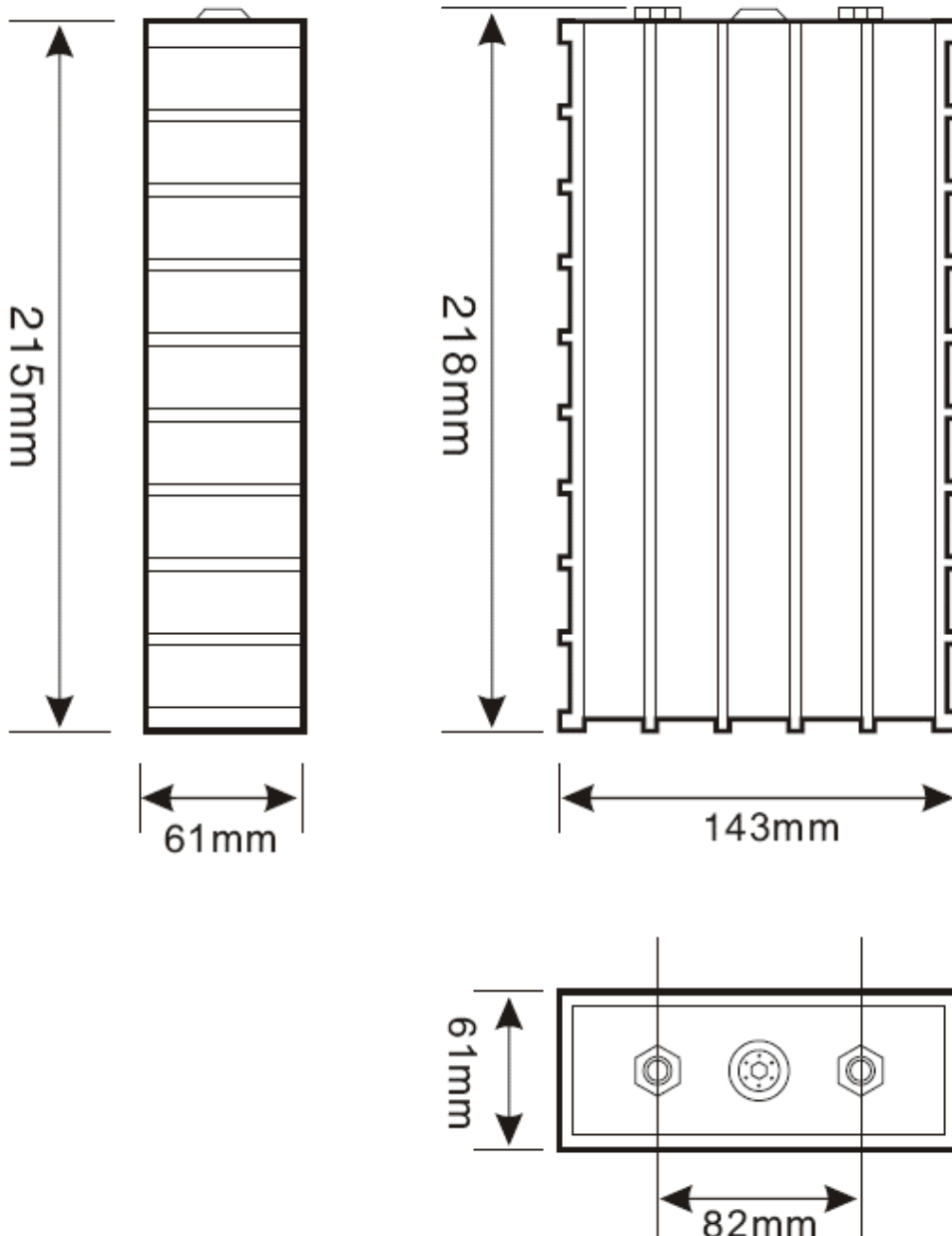
Model name	LFP060AHA	Older product marking TS-LFP60AHA, TS-LYP60AHA
Nominal voltage	3.2 V	Operating voltage under load is 3.0 V
Capacity	60 AH	+/- 5%
Operating voltage	max 4.0V - min 2.8V	At 80% DOD
Deep discharge voltage	2.5 V	The cells is damaged if voltage drops bellow this level
Maximal charge voltage	4.0 V	The cells is damaged if voltage exceeds this level
Optimal discharge current	< 30 A	0.5 C
Maximal discharge current	< 180 A	3 C, continuous for max 15 minutes from full charge
Max peak discharge current	< 1200 A	20 C, maximal 5 seconds in 1 minute
Optimal charge current	< 30 A	0.5 C
Maximal charge current	< 180 A	< 3 C with battery temperature monitoring
Maximal continuous operating temperature	80 °C	The battery temperature should not increase this level during charge and discharge
Dimensions	115x61x203 mm	Millimeters (tolerance +/- 2 mm)
Weight	2.3 kg	Kilograms (tolerance +/- 150g)





LFP090AH – WB-LYP90AHA

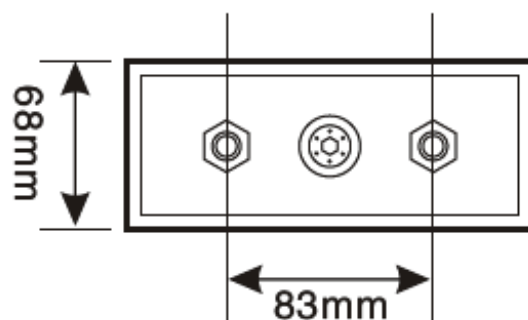
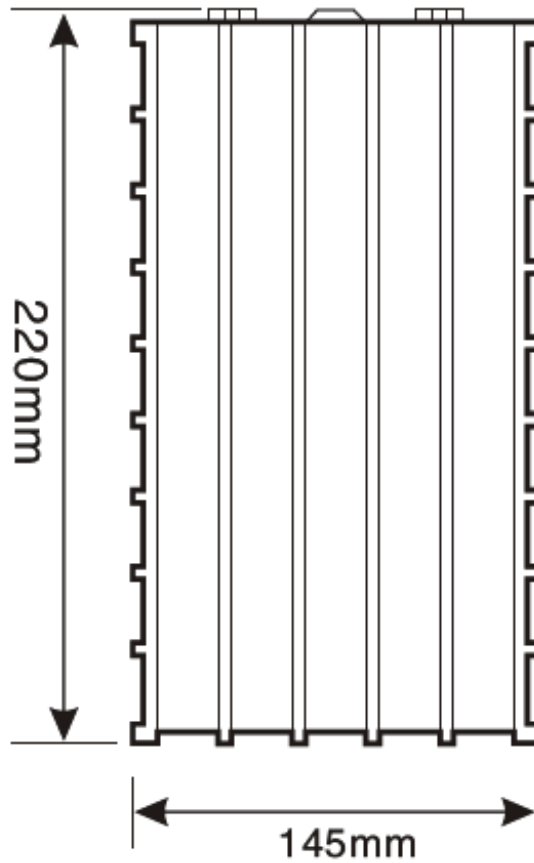
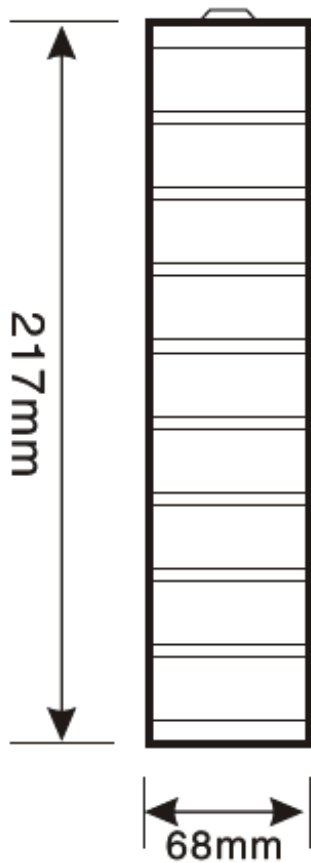
Model name	LFP090AHA	Older product marking TS-LFP90AHA, TS-LYP90AHA
Nominal voltage	3.2 V	Operating voltage under load is 3.0 V
Capacity	90 AH	+/- 5%
Operating voltage	max 4.0V - min 2.8V	At 80% DOD
Deep discharge voltage	2.5 V	The cells is damaged if voltage drops bellow this level
Maximal charge voltage	4.0 V	The cells is damaged if voltage exceeds this level
Optimal discharge current	< 45 A	0.5 C
Maximal discharge current	< 270 A	3 C, continuous for max 15 minutes from full charge
Max peak discharge current	< 1800 A	20 C, maximal 5 seconds in 1 minute
Optimal charge current	< 45 A	0.5 C
Maximal charge current	< 270 A	< 3 C with battery temperature monitoring
Maximal continuous operating temperature	80 °C	The battery temperature should not increase this level during charge and discharge
Dimensions	143x61x218 mm	Millimeters (tolerance +/- 2 mm)
Weight	3.1 kg	Kilograms (tolerance +/- 150g)





LFP100AH – WB-LYP100AHA

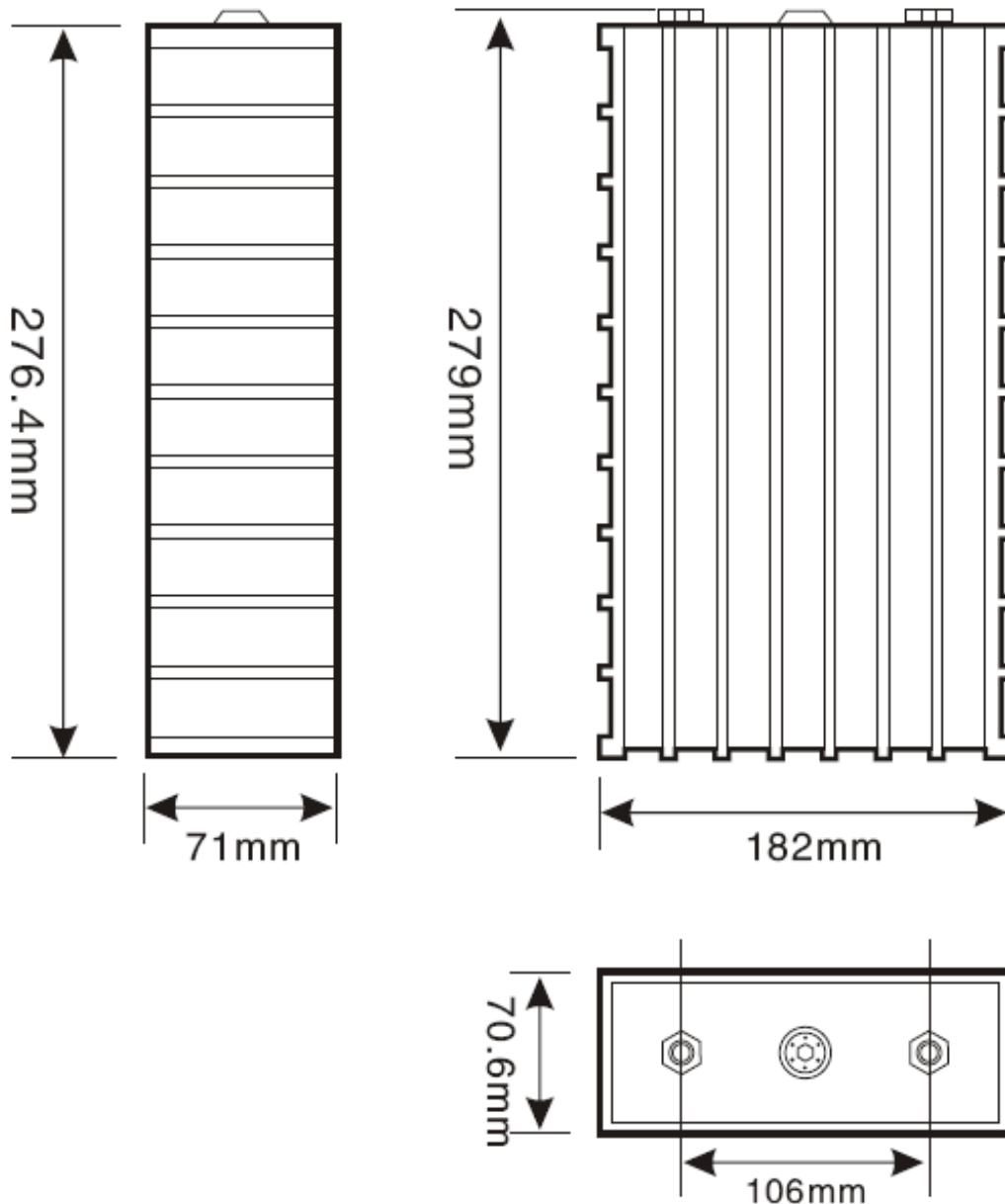
Model name	LFP100AHA	Older product marking TS-LFP100AHA, TS-LYP100AHA
Nominal voltage	3.2 V	Operating voltage under load is 3.0 V
Capacity	100 AH	+/- 5%
Operating voltage	max 4.0V - min 2.8V	At 80% DOD
Deep discharge voltage	2.5 V	The cells is damaged if voltage drops bellow this level
Maximal charge voltage	4.0 V	The cells is damaged if voltage exceeds this level
Optimal discharge current	< 50 A	0.5 C
Maximal discharge current	< 300 A	3 C, continuous for max 15 minutes from full charge
Max peak discharge current	< 2000 A	20 C, maximal 5 seconds in 1 minute
Optimal charge current	< 50 A	0.5 C
Maximal charge current	< 300 A	< 3 C with battery temperature monitoring
Maximal continuous operating temperature	80 °C	The battery temperature should not increase this level during charge and discharge
Dimensions	145x68x217 mm	Millimeters (tolerance +/- 2 mm)
Weight	3.4 kg	Kilograms (tolerance +/- 150g)





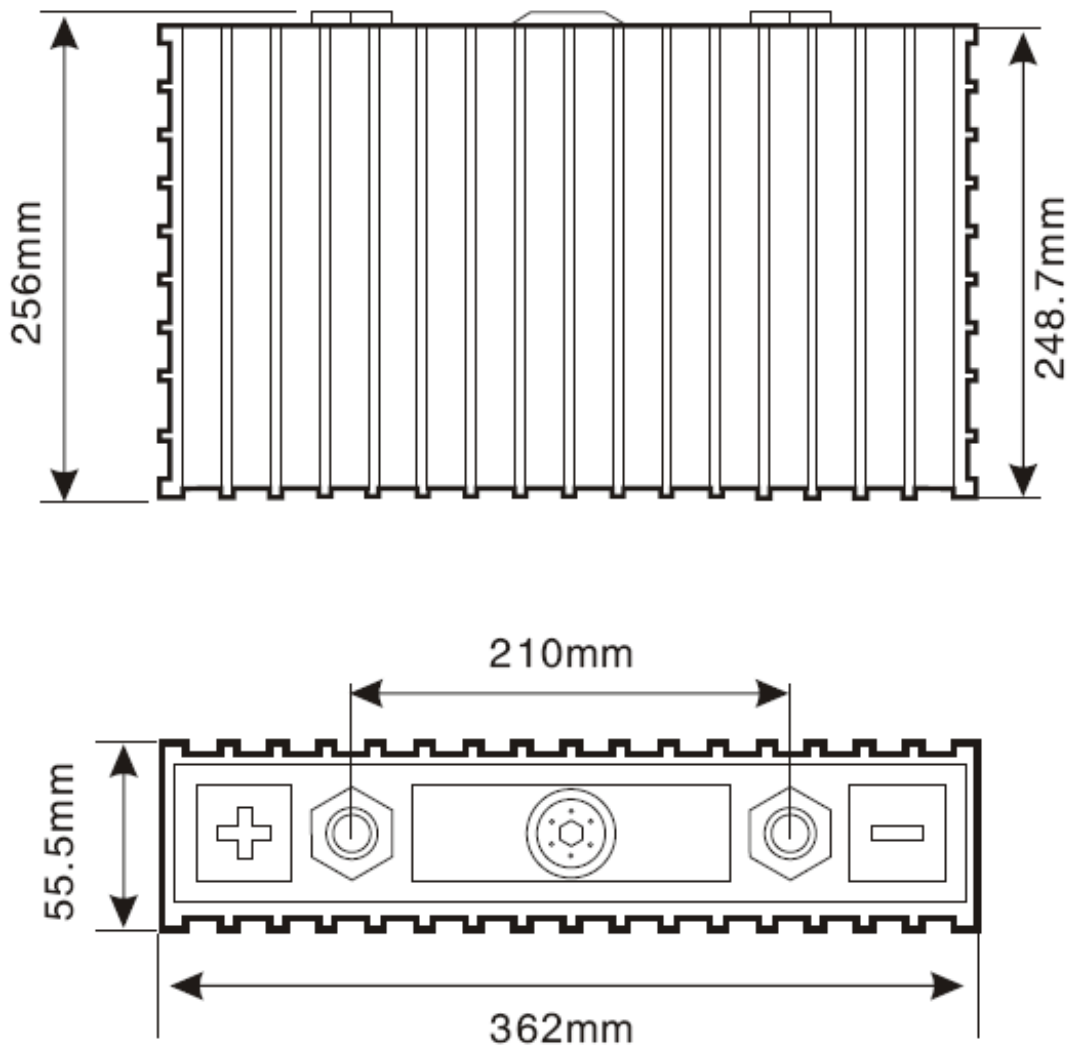
LFP160AH – WB-LYP160AHA

Model name	LFP160AHA	Older product marking TS-LFP160AHA, TS-LYP160AHA
Nominal voltage	3.2 V	Operating voltage under load is 3.0 V
Capacity	160 AH	+/- 5%
Operating voltage	max 4.0V - min 2.8V	At 80% DOD
Deep discharge voltage	2.5 V	The cells is damaged if voltage drops bellow this level
Maximal charge voltage	4.0 V	The cells is damaged if voltage exceeds this level
Optimal discharge current	< 80 A	0.5 C
Maximal discharge current	< 480 A	3 C, continuous for max 15 minutes from full charge
Max peak discharge current	< 3200 A	20 C, maximal 5 seconds in 1 minute
Optimal charge current	< 80 A	0.5 C
Maximal charge current	< 480 A	< 3 C with battery temperature monitoring
Maximal continuous operating temperature	80 °C	The battery temperature should not increase this level during charge and discharge
Dimensions	182x71x277 mm	Millimeters (tolerance +/- 2 mm)
Weight	5.8 kg	Kilograms (tolerance +/- 150g)



LFP200AH – WB-LYP160AHA WIDE

Model name	LFP200AHA	Older product marking TS-LFP200AHA, TS-LYP200AHA
Nominal voltage	3.2 V	Operating voltage under load is 3.0 V
Capacity	200 AH	+/- 5%
Operating voltage	max 4.0V - min 2.8V	At 80% DOD
Deep discharge voltage	2.5 V	The cells is damaged if voltage drops bellow this level
Maximal charge voltage	4.0 V	The cells is damaged if voltage exceeds this level
Optimal discharge current	< 100 A	0.5 C
Maximal discharge current	< 600 A	3 C, continuous for max 15 minutes from full charge
Max peak discharge current	< 4000 A	20 C, maximal 5 seconds in 1 minute
Optimal charge current	< 100 A	0.5 C
Maximal charge current	< 600 A	< 3 C with battery temperature monitoring
Maximal continuous operating temperature	80 °C	The battery temperature should not increase this level during charge and discharge
Dimensions	362x56x256 mm	Millimeters (tolerance +/- 2 mm)
Weight	8.3 kg	Kilograms (tolerance +/- 150g)



LFP200AH – WB-LYP200AHA TALL

Model name	LFP200AHA-B (TALL)	Older marking TS-LFP200AHA-B, TS-LYP200AHA-B
Nominal voltage	3.2 V	Operating voltage under load is 3.0 V
Capacity	200 AH	+/- 5%
Operating voltage	max 4.0V - min 2.8V	At 80% DOD
Deep discharge voltage	2.5 V	The cells is damaged if voltage drops bellow this level
Maximal charge voltage	4.0 V	The cells is damaged if voltage exceeds this level
Optimal discharge current	< 100 A	0.5 C
Maximal discharge current	< 600 A	3 C, continuous for max 15 minutes from full charge
Max peak discharge current	< 4000 A	20 C, maximal 5 seconds in 1 minute
Optimal charge current	< 100 A	0.5 C
Maximal charge current	< 600 A	< 3 C with battery temperature monitoring
Maximal continuous operating temperature	80 °C	The battery temperature should not increase this level during charge and discharge
Dimensions	183x100x276 mm	Millimeters (tolerance +/- 2 mm)
Weight	7.7 kg	Kilograms (tolerance +/- 150g)

